

CPF - Carpenter Pencil
ROLL AND READ

Purchase Order #

XXXXXXXXXX

Dashed line indicates imprint area and will not appear on your product.

JOB: XXXXXXXXXXXX IMPRINT 1: XXXXXXXXXXXX
ARTIST: XXXXXXXXXXXX IMPRINT 2: XXXXXXXXXXXX



MINIMUM LINE THICKNESS

+

MINIMUM FONT PT SIZE

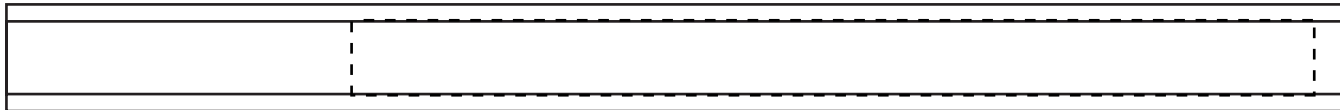
E_Ee

SLC FONT MAX SIZE

E_Ee

ENLARGED

JOB: XXXXXXXXXXXX IMPRINT 1: XXXXXXXXXXXX
ARTIST: XXXXXXXXXXXX IMPRINT 2: XXXXXXXXXXXX



IMPRINT AREA: 5 in W x 0.375 in H

ENLARGED

CPF - Carpenter Pencil
FLIP AND READ

MINIMUM LINE THICKNESS

+

MINIMUM FONT PT SIZE

E_Ee

SLC FONT MAX SIZE


E_Ee

Purchase Order #

XXXXXXXXXXXX

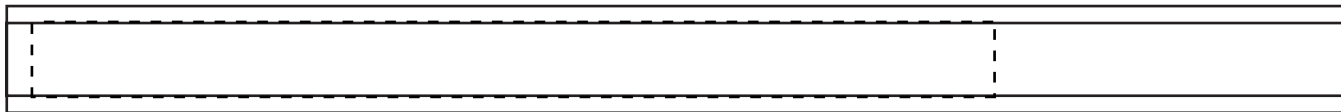
Dashed line indicates imprint area and will not appear on your product.

JOB XXXXXXXXXXXX IMPRINT 1 XXXXXXXXXXXX
ARTIST XXXXXXXXXXXX IMPRINT 2 XXXXXXXXXXXX



ENLARGED

JOB XXXXXXXXXXXX IMPRINT 1 XXXXXXXXXXXX
ARTIST XXXXXXXXXXXX IMPRINT 2 XXXXXXXXXXXX



ENLARGED

CPF - Carpenter Pencil

ONE SIDED

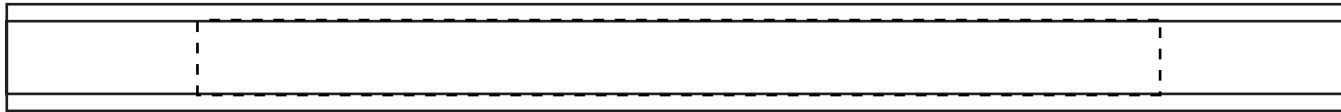
CENTERED IMPRINT AREA

Purchase Order #

XXXXXXXXXXXX

Dashed line indicates imprint area and will not appear on your product.

JOB XXXXXXXXXXXX IMPRINT 1 XXXXXXXXXXXX
ARTIST XXXXXXXXXXXX IMPRINT 2 XXXXXXXXXXXX



MINIMUM LINE THICKNESS

+

MINIMUM FONT PT SIZE

EeEe

SLC FONT MAX SIZE

EeEe

ENLARGED


**CPF - Carpenter Pencil
ONE SIDED**

Purchase Order #

XXXXXXXXXXXX

Dashed line indicates imprint area and will not appear on your product.

JOB XXXXXXXXXXXX IMPRINT 1 XXXXXXXXXXXX
ARTIST XXXXXXXXXXXX IMPRINT 2 XXXXXXXXXXXX



MINIMUM LINE THICKNESS

+

MINIMUM FONT PT SIZE

EEee

SLC FONT MAX SIZE

EEee

ENLARGED

IMPRINT AREA: 5 in W x .375 in. H